

To make all dreams come true

Founding Philosophy

Let's excite the world market with our outstanding products

Our sincerity and effort will profit others and become the basis of our happiness

Corporate Mission

Our mission is to fulfill the dreams of our stakeholders, including

The dreams of children

The dreams of our employees

The dreams of our shareholders

The dreams of our business partners

The dreams of our society

We will create new value from play.

Contents	Financial Highlights.....	1	GLOBALIZATION	16
	Message from the President.....	2	STORY.....	18
	Interview with the President.....	3	RESPONSIBILITY	20
	Medium-Term Business Plan	6	Corporate Governance/Compliance/ Risk Management.....	22
	Driven to create exciting toys	8	Directors and Executive Officers... 24	
	IDEAS.....	10	FINANCIAL SECTION.....	25
	PRODUCTION	12	Corporate/Stock Information	41
	SALES	14		

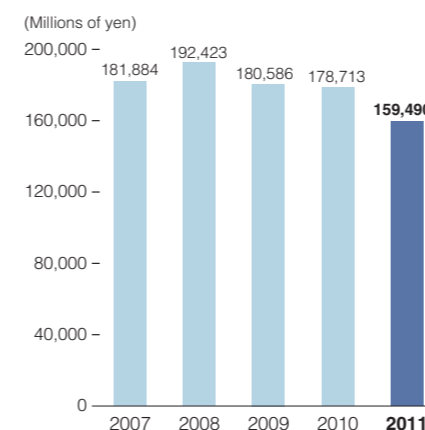


Financial Highlights

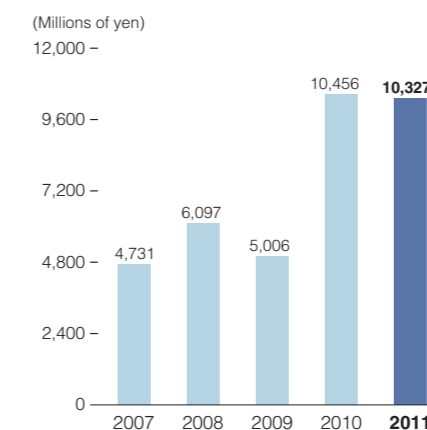
TOMY COMPANY, LTD. and its consolidated subsidiaries
Years ended March 31, 2011, 2010, 2009, 2008 and 2007

	Millions of Yen				
	2011	2010	2009	2008	2007
Net sales	¥159,490	¥178,713	¥180,586	¥192,423	¥181,884
Operating income	10,327	10,456	5,006	6,097	4,731
Net income	8,929	8,978	1,377	5,748	1,772
Return on equity (ROE) (%)	20.3	25.5	4.4	17.8	6.1
Operating margin (%)	6.5	5.9	2.8	3.2	2.6
Total assets	94,597	95,880	91,600	98,251	95,338
Net assets	48,744	42,062	30,666	35,820	33,130
Equity ratio (%)	49.9	42.5	32.3	34.0	32.8
Net income per share (Yen)	94.85	96.60	14.95	60.22	19.00
Dividends per share (Yen)	14.00	12.00	10.00	8.75	7.50
Net assets per share (Yen)	501.54	432.90	329.41	350.44	327.85
Net cash provided by operating activities	8,486	16,857	5,577	13,174	3,274
Net cash provided by (used in) investing activities	1,169	(3,033)	(2,886)	(2,592)	(4,765)
Net cash provided by (used in) financing activities	(6,767)	(8,538)	(2,634)	(12,034)	124

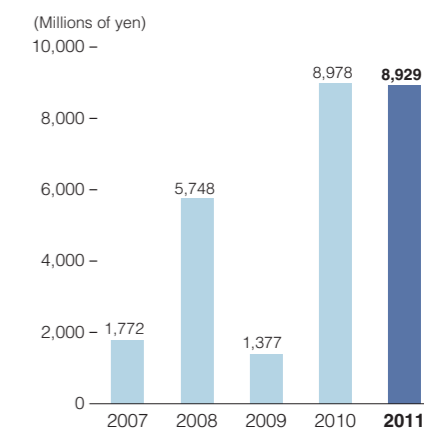
Net Sales



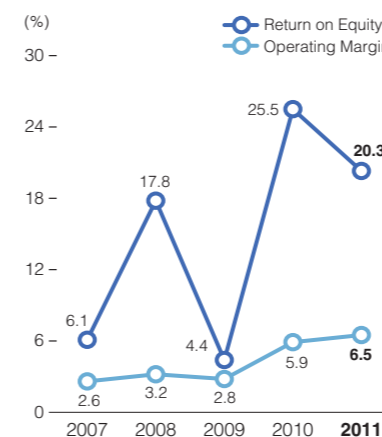
Operating Income



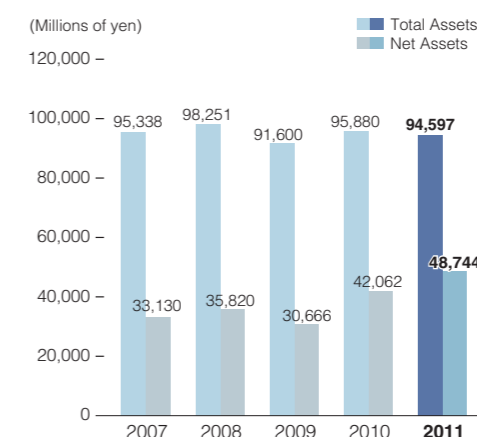
Net Income



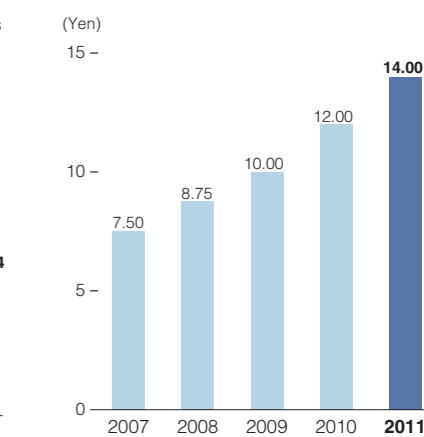
Return on Equity / Operating Margin



Total Assets / Net Assets



Dividends per Share



Forward-Looking Statements

Future forecasts and estimations regarding management and financial information in connection with TOMY COMPANY, LTD. that are stated in this Annual Report have been made at our own discretion on the basis of information that we were able to obtain at the time of preparing this document. Please be aware that these forecasts and estimations contain risks and uncertainties, and that actual results may differ as a result of economic circumstances or other changes.